

# Light-Bulb Moment? Towards Adaptive Presentation of Feedback based on Students' Affective State

**Beate Grawemeyer**  
London Knowledge Lab  
Birkbeck College  
University of London, UK  
beate@dcs.bbk.ac.uk

**Wayne Holmes**  
London Knowledge Lab  
UCL Institute of Education  
University of London, UK  
w.holmes@ioe.ac.uk

**Sergio Gutiérrez-Santos**  
London Knowledge Lab  
Birkbeck College  
University of London, UK  
sergut@dcs.bbk.ac.uk

**Alice Hansen**  
London Knowledge Lab  
UCL Institute of Education  
University of London, UK  
a.hansen@ioe.ac.uk

**Katharina Loibl**  
Institute of Educational  
Research  
Ruhr-Universität Bochum,  
Germany  
katharina.loibl@rub.de

**Manolis Mavrikis**  
London Knowledge Lab  
UCL Institute of Education  
University of London, UK  
m.mavrikis@ioe.ac.uk

## ABSTRACT

Affective states play a significant role in students' learning behaviour. Positive affective states can enhance learning, whilst negative affective states can inhibit it. This paper describes a Wizard-of-Oz study which investigates whether the way feedback is presented should change according to the affective state of a student, in order to encourage affect change if that state is negative. We presented high-interruptive feedback in the form of pop-up windows in which messages were immediately viewable; or low-interruptive feedback, a glowing light bulb which students needed to click in order to access the messages. Our results show that when students are confused or frustrated high-interruptive feedback is more effective, but when students are enjoying their activity, there is no difference. Based on the results, we present guidelines for adaptively tailoring the presentation of feedback based on students' affective states when interacting with learning environments.

## Author Keywords

Affect; emotions; adaptive feedback presentation.

## ACM Classification Keywords

H.5.m. Information Interfaces and Presentation (e.g. HCI): Miscellaneous

## INTRODUCTION

This paper reports on a Wizard-of-Oz study which explores the effect of different presentations of feedback on students'

affective states. Our aim is to provide guidelines for adaptive feedback presentation, which is tailored to the affective state of the student, in order to enhance the learning experience.

Affective states have physiological and behavioural manifestations, and prepare the body for actions [3, 7]. Further, as described in Kort et al. [8], affective states interact with and influence the learning process. While positive affective states such as awe, satisfaction or curiosity contribute towards constructive learning, negative ones including frustration or disillusionment at realising they have a misconceptions can inhibit learning. The learning process includes a range and combination of positive and negative affective states.

It is important then, to understand the role of affective states for learning, and to be able to move students out of states that inhibit learning. Pekrun [12] discusses achievement emotions or affective states, which arise in a learning situation. Achievement emotions are states that are linked to learning, instruction, and achievement. We focus on a subset of affective states identified by Pekrun: enjoyment, surprise, frustration, and boredom. We also add confusion, which has been identified elsewhere as an important affective state during learning (e.g. [13]).

As described in Woolf et al. [18] students can become overwhelmed (very confused or frustrated) during learning, which may increase cognitive load [17], especially for low-ability or novice students. However, appropriate feedback might help to overcome such problems. Carenini et al. [2] describe how effective support or feedback needs to answer three main questions: when, what, and how: (i) when the support should be provided during learning; (ii) what the support should contain; and (iii) how it should be presented.

In this paper we focus on *how* the support or feedback should be presented based on the student's affective state.

A limited number of researchers have looked at how the presentation of information or feedback could be adapted ac-

Permission to make digital or hard copies of all or part of this work for personal or classroom use is granted without fee provided that copies are not made or distributed for profit or commercial advantage and that copies bear this notice and the full citation on the first page. Copyrights for components of this work owned by others than ACM must be honored. Abstracting with credit is permitted. To copy otherwise, or republish, to post on servers or to redistribute to lists, requires prior specific permission and/or a fee. Request permissions from [permissions@acm.org](mailto:permissions@acm.org).  
IUI 2015, March 29–April 1, 2015, Atlanta, GA, USA.  
Copyright © 2015 ACM 978-1-4503-3306-1/15/03 ...\$15.00.  
<http://dx.doi.org/10.1145/2678025.2701377>

ording to certain user characteristics. For example, in the area of information visualisation, Carenini et al. [2] describe a study that looks at tailoring visual prompts, based on task complexity, user characteristics (such as perceptual speed, visual working memory, and verbal working memory) and delivery times. Also, Grawemeyer & Cox [6] describe a system that is able to recommend a particular representation (bar chart, plot chart, pie chart, sector graph, eulers diagram, or table) based on the user expertise with representations as well as their preferences for particular representations, the task, the information to be presented and the representation's semantics. Additionally, Gotz & Wen [5] outline a system that is able to recommend alternative visualisations by inferring the user's intended visual task. Further, Ahn & Brusilovsky [1] describe a system which adapts the visualisation of search results dynamically, based on a user's emerging interests.

In contrast, in this project, we investigated the impact of students' affective state on the effectiveness of the presentation of feedback. We present guidelines for adaptively tailoring the presentation of feedback based on students' affective states when interacting with learning environments.

## THE WIZARD-OF-OZ STUDY

### Aims

One of our research aims is to design guidelines for adapting the presentation of feedback to a student's affective state in order to enhance their learning experience. We were specifically interested in the following questions:

- Is there an effect of different presentations of feedback on a student's affective state?
- Does a student's perception of the learning environment and the feedback differ, according to whether low or high-interruptive feedback is provided?

In order to address these questions we ran an ecologically valid Wizard-of-Oz study (e.g. [10, 4]) which investigated the effect of feedback presentation on students' affective states. Additional information about the study setup can be found in Mavrikis et al. [9].

### Participants

In total, 17 Year-5 (9 to 10-year old) students took part in the Wizard-of-Oz study. The sessions were run in a typical classroom with multiple computers, where additional children were working with the learning platform (not wizarded) in order to support ecological validity.

### Procedure

Participants were randomly assigned to two groups (8 participants in the high- and 9 participants in the low-interruptive feedback group). In both groups students were provided with a fixed sequence of tasks within an exploratory learning environment designed to learn fractions (Fractions Lab). Feedback was provided by the wizard based on student's speech and on their performance. Table 1 shows examples of the different feedback types provided during the study (additional information about the feedback can be found in Mavrikis et al. [9]).

Feedback type	Example
Affect boost	You're working really hard! Keep going!
Problem solving	You can't add fractions with different denominators.
Reflection	What do you notice about the two fractions?
Talk aloud	Remember to talk aloud, what are you thinking?
Talk mathematics	Can you explain that again using the terms denominator, numerator?

Table 1. Examples of feedback types.

Based on which group the student was assigned to, they either received this feedback in a 'high-interruptive' way as a pop-up window (see Figure 1) or in a 'low-interruptive' way through an indication that feedback was available which they could access through clicking on a highlighted light bulb button (see Figure 2).

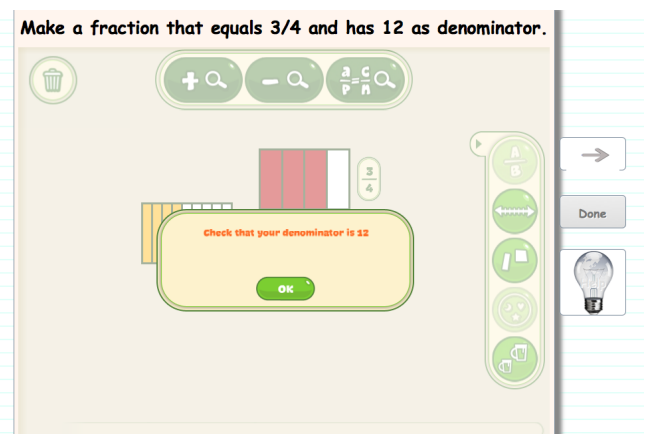


Figure 1. High-interruptive feedback - pop-up window that includes a feedback message.

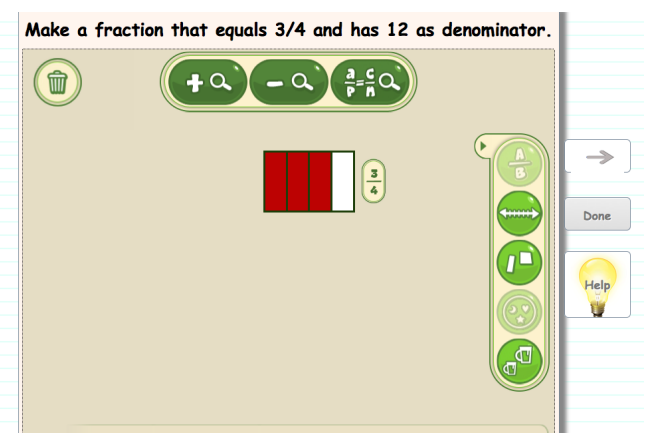


Figure 2. Low-interruptive feedback - light bulb glows (on the right hand side), indicating that feedback is available.

Participants in the low-interruptive group were able to ignore the feedback provided, by not clicking on the highlighted light bulb. In contrast, participants in the high-interruptive

group had to dismiss the pop-up window before they could proceed with the task. Each session lasted on average 15 minutes.

Participants completed a post-session questionnaire about the learning environment, and in particular about what they thought of the feedback and whether they found it interruptive (7 questions). A smiley face scale [14] was used and scored 1 through 5 (see Figure 3).



Figure 3. Smiley scale used for post questionnaire

### ANNOTATION OF AFFECTIVE STATES

From the Wizard-of-Oz study we recorded the students' screen display and their voices. From this data, we annotated affective states before and after feedback was provided.

As described earlier, for the affective state detection we discriminated between five different affective types: enjoyment, surprise, confusion, frustration, and boredom. For the annotation of those affective states we used a similar strategy to that described in [13], where a dialogue between a teacher and a student was annotated by categorising utterances in terms of different feedback types. We annotated the student's affective state before and after each piece of feedback was provided. In addition to the student's voice we also used the video of the screen capture to support the annotation process. Students' affective states were annotated as follows:

- **ENJOYMENT:** Engagement with the learning task. Statements like 'This is fun'.
- **SURPRISE:** Gasping. Statements like 'Huh?' or 'Oh, no!'.
- **CONFUSION:** Failing to perform a particular task. Statements such as 'I'm confused!' or 'Why didn't it work?'.
- **FRUSTRATION:** Tendency to give up, repeatedly clicking on objects in the learning platform or repeatedly failing to perform a particular task, sighing, statements such as, 'What's going on?!'.
- **BOREDOM:** Statements such as 'Can we do something else?' or 'This is boring'.

### RESULTS

#### Wizard-of-Oz session

In total 306 messages were sent to 17 students (153 high-interruptive and 153 low-interruptive messages). The feedback messages provided were based on students' speech as well as their interaction with the learning environment. On average students received 18 messages per session (min = 4; max = 35).

The video data combined with the sound files were analysed independently by two researchers who categorised the affective states of students. There was moderate agreement between the two researchers,  $Kappa=.52, p<.001$ . Where there

was a mismatch, the categorisations were re-analysed and agreed upon between the researchers.

Figure 4 shows students' affective states that occurred before and after the feedback was given in respect to the different groups. Only three out of the five affective states were detected during this study (enjoyment, confusion, and frustration). This might be because the sessions only lasted 15 minutes and this may have been too short a time for students to get bored. Also, we might have missed the short-duration experience of surprise with our annotation strategy.

In order to investigate whether there was an effect of the presentation of the feedback on the learning experience, we looked at whether a student's affective state was enhanced, stayed the same or worsened. As the data is categorical [15],

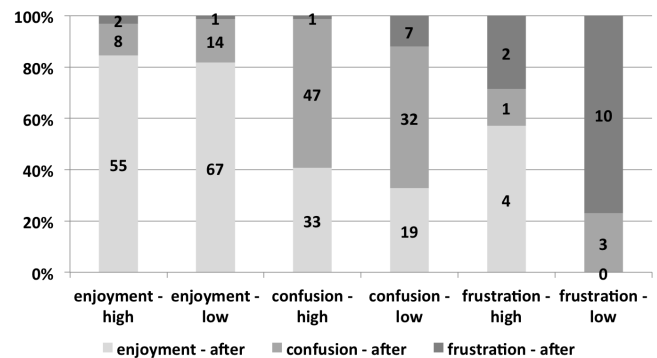


Figure 4. Students' affective states before and after feedback was given.

we applied chi-square tests to investigate whether there were statistically significant differences between the groups.

When students were enjoying their activity there was no significant difference between the groups on whether their affective state stayed the same or worsened after feedback was sent ( $X^2(1, N=147) = .22, p>.05$ ). Students in the high-interruptive group mainly stayed within the same enjoyment state (85%). Their affective state worsened in 15% of cases. Similarly, the low-interruptive group stayed mainly in the same affective state (82%), and worsened in 18% of cases.

However, when students were confused there was a significant association of the group on the change of their affective states (improvement, same, worsened),  $X^2(2, N=139) = 7.52, p<.05$ . Here, within the high-interruptive group students' affective state was enhanced in 41% of cases, stayed the same in 58%, and worsened in only 1% of cases. In contrast, in the low-interruptive group, the affective state was enhanced in 33% of cases, stayed the same in 55%, and worsened in 12%.

When students were frustrated there was also a significant effect of the group on whether their affective state improved, or stayed the same,  $X^2(1, N=20) = 4.43, p<.05$ . Here, in the high-interruptive group, there was an enhancement of students' affective state in 71% of cases. For the other 29%, affective state remained the same. In contrast, in the low-interruptive group affective state was enhanced in only 23% of cases, and stayed the same for 77%.

	High	Low
Q1: Now that you have finished the session, how do you feel?	4.0 (3/4)	4.0 (3/5)
Q2: How much fun was it?	4.0 (3/5)	4.5 (3/5)
Q3: How helpful was the learning environment?	4.0 (2/5)	4.0 (2/5)
Q4: What did you think of the feedback?	4.0 (2/5)	4.0 (2/5)
Q5: Was the feedback easy to understand?	4.0 (2/5)	4.0 (2/5)
Q6: Was the feedback helpful?	3.0 (1/5)	4.0 (2/5)
Q7: How much did the feedback get in your way?	3.0 (2/4)	3.0 (2/4)

**Table 2. Results of the post-assessment smiley questionnaire. Median (min/max).**

Within the low-interruptive group there was a significant association between the different affective states and whether or not students clicked on the light bulb to view the feedback ( $X^2(2, N=153) = 13.12, p < .05$ ). When students were enjoying their activity they clicked on the light bulb in 71% of cases, when confused in 81%, but when frustrated in only 31% of cases.

When students were confused within the low-interruptive group, there was a significant association between clicking on the light bulb and when the affective state was enhanced, stayed the same, or worsened ( $X^2(2, N=58) = 11.26, p < .05$ ). Here, when students viewed the feedback, their affective state was enhanced in 41%, stayed the same in 53%, and worsened in 6% of cases. When students did not view the feedback, their affective state was unchanged in 64%, and became negative in 37% of cases.

When students were frustrated within the low-interruptive group, there was a significant association between message viewed and whether the student's affective state was enhanced or was unchanged ( $X^2(1, N=13) = 8.78, p < .05$ ). When students viewed the feedback there was enhancement to their affective state in 75% of cases, and it stayed the same in 25% of cases. When students did not view the feedback the affective state stayed the same in 100% of cases.

### Post-assessment questionnaire

Seven post-assessment questions were asked after each Wizard-of-Oz session. Table 2 shows medians (min/max) for each of the questions.

A Mann-Whitney test revealed no significant differences between the groups on any of the questions. A small non-statistically significant difference can be seen at Question 2 ('How much fun was it?') and Question 6 ('Was the feedback helpful?').

## DISCUSSION

### Effect of the presentation of feedback on a student's affective state

When students were enjoying their activity, both high- and low-interruptive feedback were effective. In both groups, students mainly stayed in the same positive affective state.

When students were confused, the results show that they welcomed feedback. However, when students in the low-interruptive group ignored the feedback available, this resulted in a significantly worsened affective state. Students may have ignored the feedback because their motivation at this point was low. In order to enhance the learning experience when students are confused, high-interruptive feedback should be provided.

Within the low-interruptive group, frustration was associated with not viewing the feedback, but when feedback was viewed it was associated with an enhanced affective state. This indicates that when students were frustrated they ignored the low-interruptive feedback. Frustration can increase cognitive load [16], which might explain why students did not react to the highlighted light bulb, as they might not have realised that help was available. Therefore, when students are frustrated, the presentation of the feedback should be highly visible and interruptive, as it is otherwise likely to be ignored.

### Student's perception of the learning environment including feedback

Although there were no significant differences between the groups on the perception of the learning environment including the feedback provided, research from Mavrikis et al. [11] shows that students prefer to be able to decide themselves when to receive help (by e.g. clicking on a help button) rather than being interrupted by the learning environment.

This might also explain the slight increase in the low-interruptive feedback group (non-statistically significant) of how much fun the learning environment was and whether the feedback was helpful.

Therefore, the presentation of feedback should be tailored to the student's affective state. When students are enjoying their activity, low-interruptive feedback should be provided. However, as indicated by our results to the first research question, high-interruptive feedback should be provided when students are frustrated or confused.

## CONCLUSION AND FUTURE WORK

This study reaffirms that the affective state of a student can be enhanced through feedback, and it demonstrates that when students are confused or frustrated, the way in which the feedback is presented is important. For these states, high-interruptive feedback is more effective: the cost of not viewing the feedback is likely to be a negative affective state.

Our next steps involve further development of intelligent feedback for a learning environment which is able to automatically tailor the presentation of the feedback (high- or low-interruptive) as well as the type of feedback (e.g. problem solving support, reflective prompts, affect boosts) according to the affective state of the student.

## ACKNOWLEDGMENTS

This research has been funded by the European Union in the Seventh Framework Programme (FP7/2007-2013) in the iTalk2Learn project (318051).

## REFERENCES

1. Ahn, J., and Brusilovsky, P. Adaptive visualization for exploratory information retrieval. *Information Processing and Management* 49 (2013), 1139–1164.
2. Carenini, G., Conati, C., Hoque, E., Steichen, B., Tokar, D., and Enns, J. Highlighting interventions and user differences: Informing adaptive information visualization support. In *CHI '14 Proceedings of the SIGCHI Conference on Human Factors in Computing Systems* (2014), 1835–1844.
3. Ekman, P. An argument for basic emotions. *Cognition & Emotion* 6, 3-4 (1992), 169–200.
4. Eynon, R., Davies, C., and Holmes, W. Supporting older adults in using technology for lifelong learning: the methodological and conceptual value of wizard of oz simulations. In *Proceedings of the 8th International Conference on Networked Learning 2012*, V. Hodgson, C. Jones, M. de Laat, D. McConnell, T. Ryberg, and P. Sloep, Eds. (2012), 66–73.
5. Gotz, D., and Wen, Z. Behaviour driven visualization recommendation. In *IUI '09 Proceedings of the 14th international conference on Intelligent user interfaces* (2009), 315–324.
6. Grawemeyer, B., and Cox, R. Graphical data displays and database queries: Helping users select the right display for the task. In *Smart Graphics, 5th International Symposium* (2005), 53–64.
7. Izard, C. The many meanings/aspects of emotion: Definitions, functions, activation, and regulation. *Emotion Review* 2, 4 (2010).
8. Kort, B., Reilly, R., and Picard, R. An affective model of the interplay between emotions and learning. In *IEEE International Conference on Advanced Learning Technologies*, no. 43-46 (2001).
9. Mavrikis, M., Grawemeyer, B., Hansen, A., and Gutiérrez-Santos, S. Exploring the potential of speech recognition to support problem solving and reflection - wizards go to school in the elementary maths classroom. In *Open Learning and Teaching in Educational Communities - 9th European Conference on Technology Enhanced Learning, EC-TEL 2014* (2014), 263–276.
10. Mavrikis, M., and Gutiérrez-Santos, S. Not all wizards are from Oz: Iterative design of intelligent learning environments by communication capacity tapering. *Computers & Education* 54, 3 (Apr. 2010), 641–651.
11. Mavrikis, M., Gutiérrez-Santos, S., Geraniou, E., and Noss, R. Design requirements, student perception indicators and validation metrics for intelligent exploratory learning environments. *Personal and Ubiquitous Computing* 17, 8 (May 2013), 1605–1620.
12. Pekrun, R. The control-value theory of achievement emotions: Assumptions, corollaries, and implications for educational research and practice. *J. Edu. Psych. Rev.* (2006), 315–341.
13. Porayska-Pomsta, K., Mavrikis, M., and Pain, H. Diagnosing and acting on student affect: the tutor's perspective. *User Modeling and User-Adapted Interaction* 18, 1 (Feb. 2008), 125–173.
14. Read, J., MacFarlane, S., and Casey, C. Endurability, engagement and expectations: Measuring children's fun. In *Interaction Design and Children* (2002).
15. Rosenthal, R., and Rosnow, R. *Essentials of Behavioral Research: Methods and data analysis*, 3rd ed. McGraw Hill, 2008.
16. Sweller, J. Cognitive load theory and the use of educational technology. *Educational Technology Magazine: The Magazine for Managers of Change in Education* 48, 1 (2008).
17. Sweller, J., van Merriënboer, J. G., and Paas, G. W. Cognitive Architecture and Instructional Design. *Educational Psychology Review* 10 (1998), 251–296.
18. Woolf, B., Burleson, W., Arroyo, I., Dragon, T., Cooper, D., and Picard, R. Affect-aware tutors: recognising and responding to student affect. *Int. J. Learning Technology* 4, 3-4 (2009), 129–164.