

# **Correction: Rahmani, O., et al. Experimental Investigation and Simplistic Geochemical Modeling of CO<sub>2</sub> Mineral Carbonation Using the Mount Tawai Peridotite. *Molecules* 2016, 21, 353**

**Rahmani, O., Highfield, J., Junin, R., Tyrer, M. & Pour, A. B.**

Published PDF deposited in Coventry University's Repository

## **Original citation:**

Rahmani, O, Highfield, J, Junin, R, Tyrer, M & Pour, AB 2020, 'Correction: Rahmani, O., et al. Experimental Investigation and Simplistic Geochemical Modeling of CO<sub>2</sub> Mineral Carbonation Using the Mount Tawai Peridotite. *Molecules* 2016, 21, 353', *Molecules*, vol. 25, no. 8, 25081799. <https://dx.doi.org/10.3390/molecules25081799>

DOI 10.3390/molecules25081799

ISSN 1420-3049

ESSN 1420-3049



Publisher: MDPI

© 2020 by the authors. Licensee MDPI, Basel, Switzerland. This article is an open access article distributed under the terms and conditions of the Creative Commons Attribution (CC BY) license (<http://creativecommons.org/licenses/by/4.0/>).

Copyright © and Moral Rights are retained by the author(s) and/ or other copyright owners. A copy can be downloaded for personal non-commercial research or study, without prior permission or charge. This item cannot be reproduced or quoted extensively from without first obtaining permission in writing from the copyright holder(s). The content must not be changed in any way or sold commercially in any format or medium without the formal permission of the copyright holders.

Correction

# Correction: Rahmani, O., et al. Experimental Investigation and Simplistic Geochemical Modeling of CO<sub>2</sub> Mineral Carbonation Using the Mount Tawai Peridotite. *Molecules* 2016, 21, 353

Omeid Rahmani <sup>1,2,\*</sup> , James Highfield <sup>3</sup>, Radzuan Junin <sup>4</sup>, Mark Tyrer <sup>5</sup> and Amin Beiranvand Pour <sup>6</sup> 

<sup>1</sup> Department of Petroleum Engineering, Mahabad Branch, Islamic Azad University, Mahabad 59135-433, Iran

<sup>2</sup> Department of Natural Resources Engineering and Management, School of Science and Engineering, University of Kurdistan Hewlêr (UKH), Erbil 44001, Kurdistan Region, Iraq

<sup>3</sup> 560 Yishun Avenue 6 #08-25 Lilydale, Singapore 768966, Singapore; james\_highfield@ices.a-star.edu.sg

<sup>4</sup> Department of Petroleum Engineering, Universiti Teknologi Malaysia (UTM), Skudai 81310, Johor, Malaysia; radzuan@petroleum.utm.my

<sup>5</sup> Mineral Industry Research Organisation, Wellington House, Starley Way, Birmingham International Park, Solihull, Birmingham B37 7HB, UK; m.tyrer@mtyrer.net

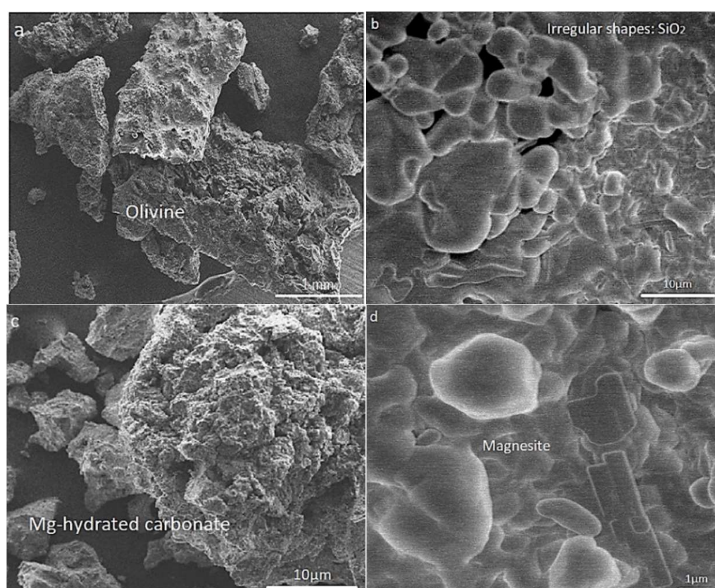
<sup>6</sup> Institute of Oceanography and Environment (INOS), Universiti Malaysia Terengganu (UMT), Kuala Nerus 21030, Terengganu, Malaysia; beiranvand.amin80@gmail.com

\* Correspondence: omeid.rahmani@iau-mahabad.ac.ir or omeidrahmani@gmail.com; Tel.: +98-914-442-2009

Received: 3 December 2019; Accepted: 17 March 2020; Published: 14 April 2020



After careful consideration, we found that Figure ?? [1] was mistakenly misplaced. Referring to Reviewer #2 comment in Round 1, we should have added the corresponding images of forsterite with ones after the HCl (hydrochloric acid) attack. Although we had responded to the comment accordingly, we forgot to insert the new images that could cover this point. The authors would like to apologize for any inconvenience caused to the readers by this change. Replacing this figure will not affect the results or conclusions of the paper. The manuscript will be updated, and the original will remain online on the article webpage, with reference to this correction.



**Figure 2.** SEM images showing (a) the fresh olivine mineral, and morphological changes during chemical pretreatment and carbonation: (b) the leached/neutralized sample in the presence of humid CO<sub>2</sub> at 150 °C during 15 min; (c) 90 min; and (d) 120 min.

## Reference

1. Rahmani, O.; Highfield, J.; Junin, R.; Tyrer, M.; Pour, A.B. Experimental Investigation and Simplistic Geochemical Modeling of CO<sub>2</sub> Mineral Carbonation Using the Mount Tawai Peridotite. *Molecules* **2016**, *21*, 353. [[CrossRef](#)] [[PubMed](#)]



© 2020 by the authors. Licensee MDPI, Basel, Switzerland. This article is an open access article distributed under the terms and conditions of the Creative Commons Attribution (CC BY) license (<http://creativecommons.org/licenses/by/4.0/>).